

COMMANDER

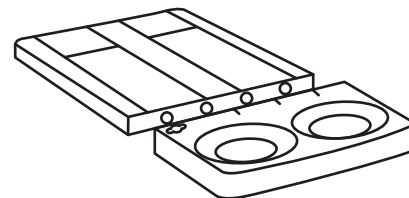
SD-CFP-002-RED

Step-by-step instructions

Contents:

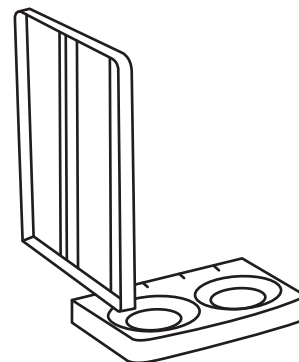
1x Backboard

1x Base




Placing Together

1. Insert the master connector, located at the bottom of the backboard, into the base.



Click into Place

2. Twist the backboard towards the base until it clicks into the base.



Finished Product

3. The stand is now ready to hold fire extinguishers.

